

Welcome to Clarington Central Secondary School (CCSS)

(Click on the link below to the CCSS web page)

<http://claringtoncentral.kprdsb.ca/>



Clarington Central Secondary School is located at 200 Clarington Blvd. in Bowmanville, Ontario, Canada. The school phone number is 905 697 9857.

This is what you will see when you walk into Clarington Central's front doors.



This is what we call the main foyer. Directly in front of you is the cafeteria. Above this you can see the second floor of CCSS, and above this are the flags of every country in the world. CCSS is a place where everyone is welcome.

This is the view of the front entrance of the school from inside of the cafeteria.



This is the office.



This is where students can visit to ask for help. This is also where you can find the school secretaries, the vice principal and principal.

This is what it looks like inside the office.



These are three of the secretaries who work in the office.

This is one of the display cases at CCSS with some of the athletic awards and achievements.



Some of the school sports for both boys and girls are: hockey, basketball, soccer, rugby, badminton, lacrosse, field hockey, track and field, volleyball and tennis.

This is a room number sign. It uses numbers for people with sight and brail for the visually impaired.



**This is a view from the second floor of CCSS
looking down toward the cafeteria.**



This is The Cave. This is where you can buy tickets for special events that are happening in the school.



If there are no events The Cave is closed. If there are tickets to be sold The Cave will be open at lunch time.

This is what The Cave looks like when it is open at lunch for students to buy tickets for a play or show.



There will be students there to sell you the tickets for the event taking place.

This is the elevator in the school. It can be used by students who have difficulty using the stairs.



This is the entrance to the school library.




This is where you can find many books and resources that you might need. You can also visit at lunch time for a quiet place to read.

This is some art that students have done in art class that is put in display in the hallway.



These are the lockers that students get to put their personal items into. Your locker will be located near your homeroom. You will need to buy a lock for the locker that is assigned to you.



There are two different types of locks. There are locks with a key or there are locks with a combinations. It is your choice which one you would like to have. You must share your key or combination with the office and your homeroom teacher.

This is what one of the gyms look like. At CCSS we have three gyms.




If you have a gym class, there are change rooms for boys and girls. You can use these rooms to change into your gym clothes.

This is the girls change room, for girls only.



This is the boys change room, for boys only.



This is a water fountain that you can find on the first floor. There is also a hydration station for you to fill up your water bottle.

This is the water fountain located beside the elevator.




This is the hydration station located beside the entrance to the gym.



There are doors to go outside on the North, South and West sides of the School. The East side of the school has the front doors.


West: These are doors that many LLS students use to enter and leave the school for bussing. If you have a homeroom of 160, 161 or 163 you will use these doors.




West C



North



South: These are doors that many LLS students use to enter and leave the school for bussing. If you have a homeroom of 118, 119 or 120 you will use these doors.



This is an automatic door opener. These buttons help people who have difficulty opening doors. These buttons are located at all of the entrance and exit doors of the school.




This is a staircase that goes to the second floor. The stairs are coloured to help people with visual impairments.



This is the boys washroom. It has no doors but is still private.



This is the girls washroom. It has no doors but is still private.



This is a piece of art painted on the wall by students outside of the drama room and dance room.



**These are some of the custodians at CCSS.
CCSS custodians are here to help keep our
school clean and safe for everyone.**



These are some of the EA's and CYW's that work at CCSS.



EA's and CYW's are staff who help students in the LLS program. Every year staff can change (from classroom to classroom or school to school).

These are some of the teachers at CCSS who often teach Learning & Life Skills classes.

Mrs. Moore



Mrs. Beal



Mr. Bailey



Many different teachers at CCSS teach LLS classes. In addition students in the LLS program attend a variety of integrated classes. For a full list of teachers at CCSS please visit the school web page.

<http://claringtoncentral.kprdsb.ca/>

Mr. Rutherford



Mrs. Parker



This is a view of a hallway at Clarington Central. Sometimes they are empty and sometimes they are filled with Students. If you get nervous ask a teacher or EA to help you.



This is the Fitness Centre.



Students attending gym classes can come here to work out using the exercise machines and free weights.

This is inside of the Fitness Centre.



This is what it looks like to be on the second floor.






This is Coyote Central (or the school store). It is often open at lunch time. You can buy basic school supplies in the store.



You can find this room on the second floor.

These are the Music Room and the Theatre Arts room.

This is the Theatre Arts room.



This is the Music room.

This is a painting on the wall outside of the theatre arts and music rooms.



This is a television. Students can watch the morning announcements on TV every day. CCSS has its own special TV program called CNN (the Coyote News Network).



There is a television in every classroom. There is also a television outside of the main office and in the library.

This is inside the school TV studio from which the morning announcements are broadcasted.



This is the inside of the library.



This is the computer lab. Student can use these computers. Each student will receive a username and password from their homeroom teacher. You should never give another student your password. Using computers at school is a privilege and an important responsibility.



This is the Servery (Cafeteria).



This is where you can come and buy your lunch. They have a great menu for you to choose from. Some students even work in the Cafeteria at lunch.

Here is what the inside of the cafeteria
Servery looks like.



These are photo collages of students who have participated in the Lunch Buddies Program. Lunch Buddies is the largest club at CCSS. The Lunch Buddies Program started in 1998.



For information on how to become a Lunch Buddy please see Mr. Rutherford.

This is the stage and cafeteria.



The cafeteria can be used at lunch time. The special tables in the cafeteria can be changed into benches for school assemblies. The tables can also be moved out of the cafeteria for special events and dances.

This is a safety mirror. Safety mirrors are used by students in wheelchairs to help them through the hallways of CCSS. They are found in all hallway intersections.



**This is a volunteer from St. John's Ambulance
pet therapy program.**



Ellie (the dog) and Isabel (her master) visit Mr. Rutherford's class twice a month.

This is art that some students painted outside of the school gymnasium. The school mascot is a coyote. The name of the school team is the Clarington Coyotes.




This is one of the Learning & Life Skills Classrooms, Room 118



This is one of the Learning & Life Skills Classrooms, Room 119



This is a microwave oven and fridge. All LLS classrooms have a microwave and fridge. If you can't go to the cafeteria you can always have lunch in your classroom.



This is the Gymnasium (Gym).



These are the doors that connect to the change rooms and gymnasium.

This is the guidance office. Guidance teachers can help you if you have a problem with your timetable. They are also available to talk with you if you feel sad.



This is a Calendar Board where you can find information about activities and special events at CCSS.




This is in the hallway for anyone to see.

These are Lunch Buddies. The Lunch Buddies program gives students the opportunity to make new friends. Everyone is welcome.



If you want to be a Lunch Buddy sign up with Mr. Rutherford in room # 163.


This is the Paws to Read Program. These special therapy dogs and volunteers visit Mr. Rutherford's class every week.



**This is a picture taken of the back of CCSS.
Here you can see the bus parking area and the
school track.**



This is a picture of students arriving at school. CCSS staff will be there to meet you and help you get to class. Busses arrive at CCSS at 8:00 a.m.



**This is a picture of a bus driver with a student.
Your bus driver will help you get to school
and take you home at the end of the day.**



This is a picture taken of students leaving CCSS to go home. CCSS staff will take you there to make sure that you get on your bus safely. Busses leave at CCSS at 2:15 p.m.



**Thank you for visiting Clarington Central
Secondary School (CCSS).**

